

25th March 2019

Dear Parents/Carers/Students,

Year 11 Countdown to success

Every week we will send out this bulletin with details of support offered over the coming weeks. As you would expect it is very important to make sure that students continue to complete controlled coursework and attend any necessary extra sessions. Hopefully this email will help you as parents and carers to encourage your son or daughter to make the most of what is on offer.

As part of meeting the challenges of Year 11, I would ask that you encourage your child to act upon any advice or information received in the email. The impetus is now on them to put their best effort into achieving the results to which they aspire.

Thank you for your continued support and please do not hesitate to contact me with any concerns in this vital year.

Kind Regards,

Mr Payne – Head of Year 11

Ms C O'Brien – Deputy Headteacher

General	Tips for parents 1. It is so important that your child continues to attend lessons. Sometimes just missing one lesson means they miss out on key information which then sets them behind. Revision tips Check in regularly with your child in relation to their revision and try not to nag in between these times. Show a keen interest in how their revision is going, allowing them to talk through any difficulties with you. Lastly be prepared to help them reschedule their planning and time as necessary.
----------------	---



Can you complete the 15 pod challenge from Monday 25th March to Friday 5th April? There's an early finish of 12:20pm for any Y11 student who manages it!

GCSEpod has been proven to make a huge difference to outcomes for Year 11 pupils which is why we have invested in this package for all of our students to use. The pods are easy to find, quick to watch and offer instant marking of any assignment questions completed. Teachers have been setting specific homework pods to watch, however, students can also search for content relating to any subject or topic that they feel they need to particularly focus on. Over the next two weeks we will be monitoring all Year 11's usage on GCSEpod and will reward students who can complete 15 pods by Friday 5th April with an early school finish at 12:20pm! For those who don't manage to complete that number of pods, they can come along to a supportive session with Mrs Thornton in Room 46 to work through some pods together. It is such an easy tool to use - we want to make sure that all students know how to access it and how to make the most of the content!

Motivational assembly

We are looking to host a motivational assembly for the year group, as we have done in previous years. During this assembly, we like to share with students some motivational messages from parents. This has been a lovely event in the past and we would like to offer parents the opportunity to do something like this again this year.

We ask that parents create a 'positive message' for their child in Year 11. You can say anything you would like, as long as the message is positive and reinforces that we believe in their success. We will then post all messages onto postcards. Here is an example:

We hope for this to be a whole year group celebration, but this will depend on parental engagement. We hope that you will take part and share your words with us by **Friday 5th April**. You can send your words to us in any of the following ways:

- via the post, FAO Lisa Thornton
- via email to Lisa.Thornton@epschool.org
- call to dictate a message to one of our receptionists on 01344 304567
- pop in and write up a message on a postcard template in reception.

We hope to distribute any hoodie orders during this assembly too, so please do ensure that you meet the deadline for payment, 29th March, and that the accompanying form has been completed.

The deadline for the Prom is Monday 3 June 2019

Art

Ms Crallan and Ms Wallis have been busy sending personalised emails ensuring that all students are ready for their GCSE PPE exam next week.

It is important that to be successful and meet target grades all students need to really focus on their Art Exam sketchbook.
Students need to be in a position where they can work independently and not always ask for help for what they need to do next, as this will support them in their GCSE examination. By this point all students should have their own ideas and be using all of the skills they have been taught in Year 10 and Year 11 to help them explore the question in full.

Mr Richie can help with preparation.

Examples have been shown of a level 5, 6 and 7 exam prep book, so students know what they need to do. Tick lists have been given and students know what order to put their work in. Lessons have been spent analysing artists work, but it must appear in sketchbooks to be awarded any of the 96 marks.

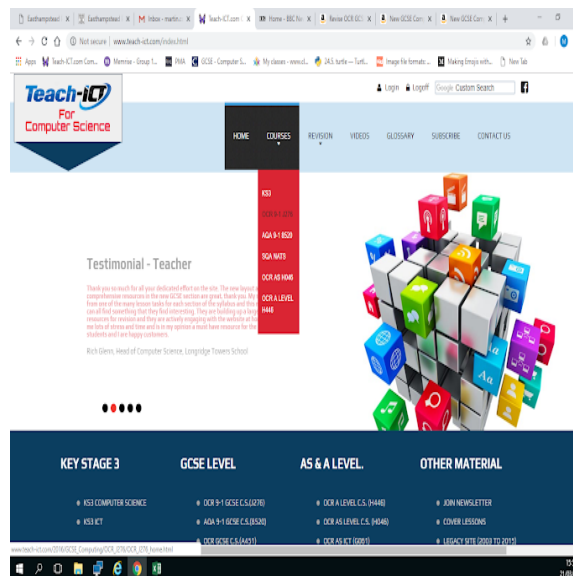
The Art department are there to help students; please go along and see them prior to the exams.

Art Pre Public examination is Thursday 28 March and Friday 29 March 2019

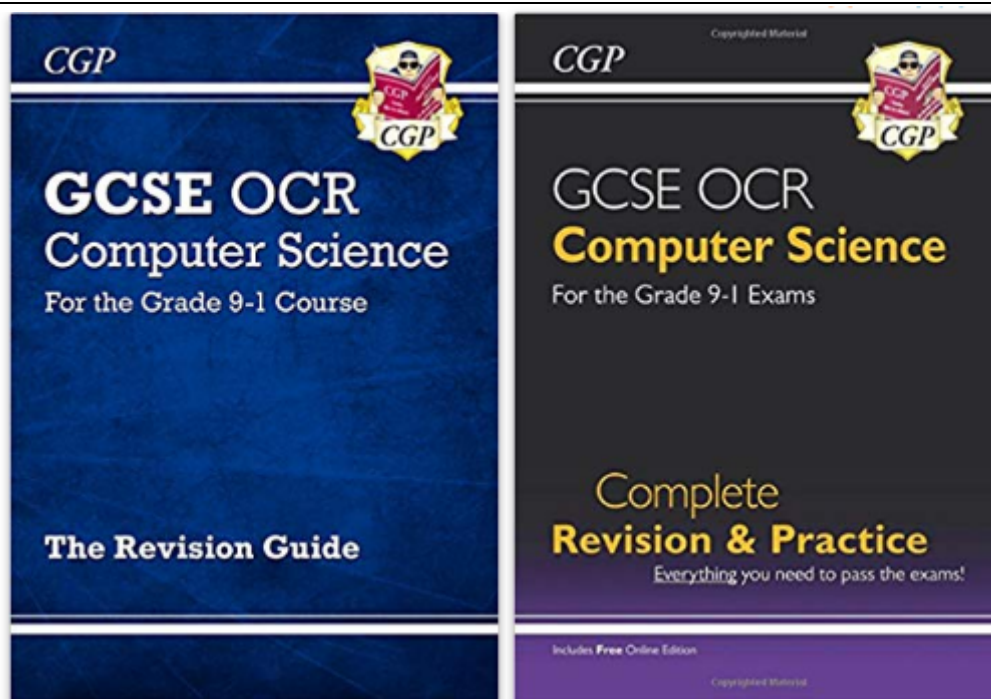
Computer Science

Computer science revision

Use the following resources: Teach ICT website OCR J276 spec. Start at the top and run through each unit. There are theory and practical tasks to complete along with exam style questions.



Use your revision guides that you purchased or borrowed. Go through the units from front to back methodically. Small chunks at a time. Use the exam practice questions to test your knowledge.



Use the GCSEpod set for computer science to test and revise your knowledge. Use them to supplement the use of Teach ICT and the revision guide.

English

Students have covered all the literature texts in class but we still recommend that pupils re-read all the literature texts at least twice before the exams - see guidelines below.

All students have access to study guides for the major texts on Google Classroom. Pupils also have copies of essay examples that match their target level.

English Literature:

- Re-read Great Expectations (or listen to it for free via Youtube and follow along).
- Re-read An Inspector Calls / Blood Brothers.
- Re-read Romeo and Juliet.
- Create flashcards of key quotations from all three texts listed above – get family to test your recall.
- Complete all set GCSEpod assignments and answer all questions.
- Use PixLit app to go over plot, characters and quotations as necessary.
- Create a list of technical terms and ‘fancy’ language to use as a spelling test / use in a sentence glossary to ensure sophisticated and accurate tone of essays.
- Revise how to use punctuation such as the apostrophe, semi-colon, colon and parentheses (all available on GCSEpod).
- Complete all revision booklets issued to you by your English teacher over the course.
- Watch Mr Bruff poetry explanations on Youtube to strengthen understanding of poetry context.
- Create a timeline of events in each key text (this can even be done with the poems too) so that the story is presented visually. Add quotations.

	<p>English Language:</p> <ul style="list-style-type: none"> ● Revise all of your language features and practice spellings - metaphor, simile, repetition etc. ● Have a 'bank' of coordinating conjunctions to use for compound sentences. ● Have a 'bank' of subordinating conjunctions to use for complex sentences. ● Have a 'bank' of connectives to use between and within paragraphs. ● Revise how to use punctuation such as the apostrophe, semi-colon, colon and parentheses (all available on GCSEPod). ● Practice writing in different styles: speech, letter, article etc. ● Go online to AQA's website and have a go at some of the questions on their past papers. AQA link ● Time yourself. Have a go at a piece of creative writing and give yourself no more than 20 minutes. <p>You can use anything as your inspiration - a picture, a view, a photograph, what's on the TV...</p> <p>General guidance</p> <p>Reading fiction for pleasure will support your ability to write creatively and do a good job of Paper 1 Reading articles in newspapers, magazines, reading formal letters and famous speeches will support your ability to write for a specific purpose in language Paper 2 Q5.</p> <p>All students have access to the PIXL app where they can be tested on quotations and structure for all texts. Pupils can also use GCSE pod which has short easily digestible videos that cover the main topics for each text for literature and for the skills needed in the language papers.</p> <p>Pupils have had feedback from their exams with each paper being fully diagnostically marked so that they know exactly what to focus on when they address their questions in the final exams.</p> <p>The English staff are all running targeted intervention sessions to address weaknesses in exam technique or knowledge of the literature texts.</p>
Graphics	Pre Public examination is Monday 25 March 2019.
Geography	<p>Geographers, your Issue Evaluations are with us and will be in your hands very soon, if not already! Please look after these as they are crucial for Paper 3. You will have a series of lessons devoted to studying these and there will be a 'walking-talking mock' of Paper 3 on the 24th April P4 and PREP. The topic is Rainforests, so read up. Students have been given revision guides which include PLCs and case studies. If they have been mislaid, please talk to your teachers.</p> <p>A bank of exam questions to practice upon are coming your way.</p> <p>Miss Greenshields runs quick-fire revision sessions on Monday after school in Room 8. Miss Buchanan runs revision drop-ins on Thursday lunchtime and after school on Thursday.</p>
History	Historians, you have nearly all made great strides from your November PPEs and that is proof that hard work and practice helps!

There are a number of excellent online resources you can use to help revise - a list of them will be posted to Google Classroom. Also, in the next week, expect to receive PLCs and a bank of exam questions for you to practice upon.

Creating timelines is a great way of remembering events in chronological order so make at least 4 of these. It is particularly important for the American West topic.

Flashcards for key events and characters should be a focus too.

Mr Moth has revision after school on Friday, Mr Blay has revision at lunchtime on Wednesday. ALL ARE WELCOME.

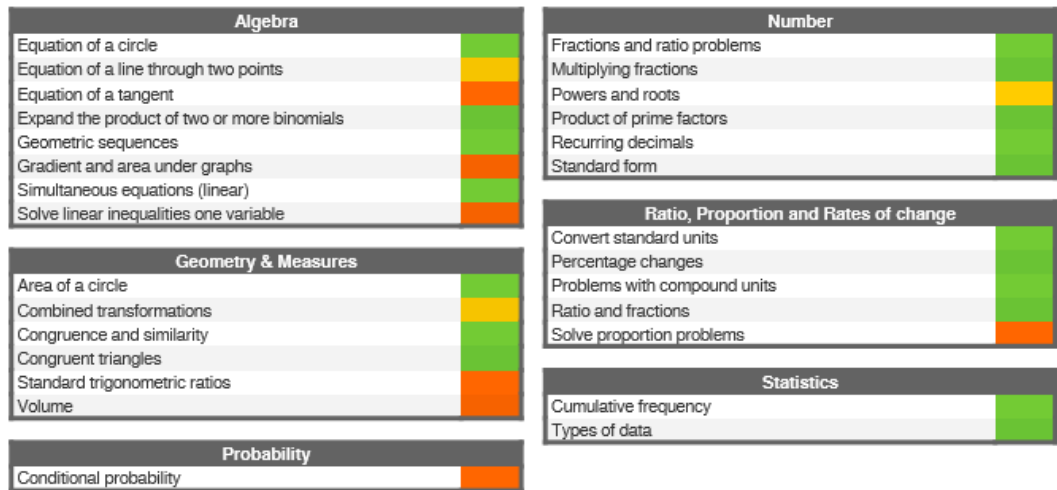
Remember the mantra - ***you don't need to know everything about everything but a little about everything!***

Maths

The maths GCSE exams are nearly upon us, so time for all students to be cracking on with some serious revision.

Students will soon be receiving an updated individual PLC sheets which show which topics they did well on and which topics were their weaknesses on the PPE exams sat last week. They will look like this:


Wave AQA 1H



Mymaths also has booster packs if you are unsure on where to start with revision. These cover all topics you need to master to get each grade at GCSE.

Revision and assessment

- GCSE booster pack: grades 3 and 4
- GCSE booster pack: grades 4 and 5
- GCSE booster pack: grades 6 and 7
- GCSE booster pack: grades 8 and 9

	<p>Maths Gym is being run on Tuesdays so if you are unsure, come and ask for extra help.</p> <p style="text-align: center;">For information on how to use the PiXL Maths App</p> 
<p>BTEC Music</p>	<p>BTEC Music - With the exam on May 13th students have already been completing past papers in the lesson. Students will continue to do this, focusing on all content from the Music Industry unit.</p> <p>Resources are available on Google Classroom - revision booklets are also available for students to use and support them in regards to completion of to the past papers.</p> <p>Emails have been sent home regarding the Music PPE and students have areas of improvement that they will be working on in the lessons until Easter.</p>
<p>BTEC Performing Arts</p>	<p>BTEC Performing Arts - There are only four school weeks left until the BTEC Performing Arts course will be completed.</p> <p>All students will have completed the first piece of controlled coursework - Activity 1: Ideas Log by 29th March. Both groups will have a day off timetable during which they will complete their 2nd piece of coursework Activity 2: Skills Log, and will have time to put together and record their Activity 3: Workshop Performances. 11A - Tuesday 2nd April - 9am until 2.40pm 11D - Wednesday 3rd April - 9am until 2.40pm</p> <p>Both Miss Sauvage and Mr Webster will be with both groups all day to support and offer lots of feedback.</p> <p>The drama and dance studios are bookable at break and lunchtime - students must arrange this with a teacher beforehand (students will be supervised with another opportunity for feedback). After school drop in sessions can and will be arranged with both Miss Sauvage and Mr Webster, for any students who miss the preparation sessions for the written elements of the course.</p> <p>Activity 4: Evaluation log will be completed after the Easter holidays, with dates to follow.</p>
<p>Photography</p>	<p>Pre Public examinations for Photography are: 11B Tuesday 26 March 2019 11D Wednesday 27 March 2019</p>

<p>Sport - NCFE</p>	<p>All exams and resits have now been completed and only coursework remains. Students should ensure they refer to the tracking sheet available on Google Classroom to ascertain what work is required from them on an individual basis. Work should be completed, printed and submitted for assessment and marking as soon as possible.</p>
<p>Science</p>	<p>Students will shortly receive their marked mock exam papers back, along with a detailed PLC, highlighting the questions and topic areas where they performed highly and those that were areas of weakness. They should use these sheets to determine the topics they revise first.</p> <p>Students should be revising hard at home, using the CGP revision guides the school has issued to all Year 11 students. These guides not only contain key information on topics, but also practice questions.</p> <p>Students should also be using Kerboodle, which provides an electronic version of the AQA course textbook, and lots of exam style questions for the students to practice with. Log on at www.kerboodle.com, using the institution code 'CS1.'</p> <p>The GCSEPod videos are excellent for Science, and we highly encourage the students to use them for their revision.</p> <p>Revision masterclasses will continue running for triple science students on a Thursday after school, and for trilogy science students on a Friday after school, right up to the exams. Please make sure your child is attending!</p> <p>Tute PREP sessions are available for students during PREP on Thursday at 2.30pm and Friday at 2.30pm – please see Mr Hall for details.</p>
<p>Spanish</p>	<p>General conversation questions now need to be all completed, re-drafted and learned. You have all now chosen your preferred theme and now is the time to make sure that these questions are spot on and you are confident in answering them. You could create flashcards, record yourself speaking, highlight difficult questions or learn key phrases that you want to put in your answers. You also now have access to all potential GCSE speaking exam questions. Prepare for as many questions as you can.</p> <p>MEMRISE – Make sure you are logging into MEMRISE through the link on GOOGLE CLASSROOM to complete more vocabulary training and learning. Your listening and reading skills will vastly improve should you expand your vocabulary knowledge from now until your exam.</p> <p>WRITING – You should practice writing model 40/90/150 word responses for each topic. Practice questions can be found in the Kerboodle textbook, which you all have access to digitally through your Kerboodle accounts.</p>